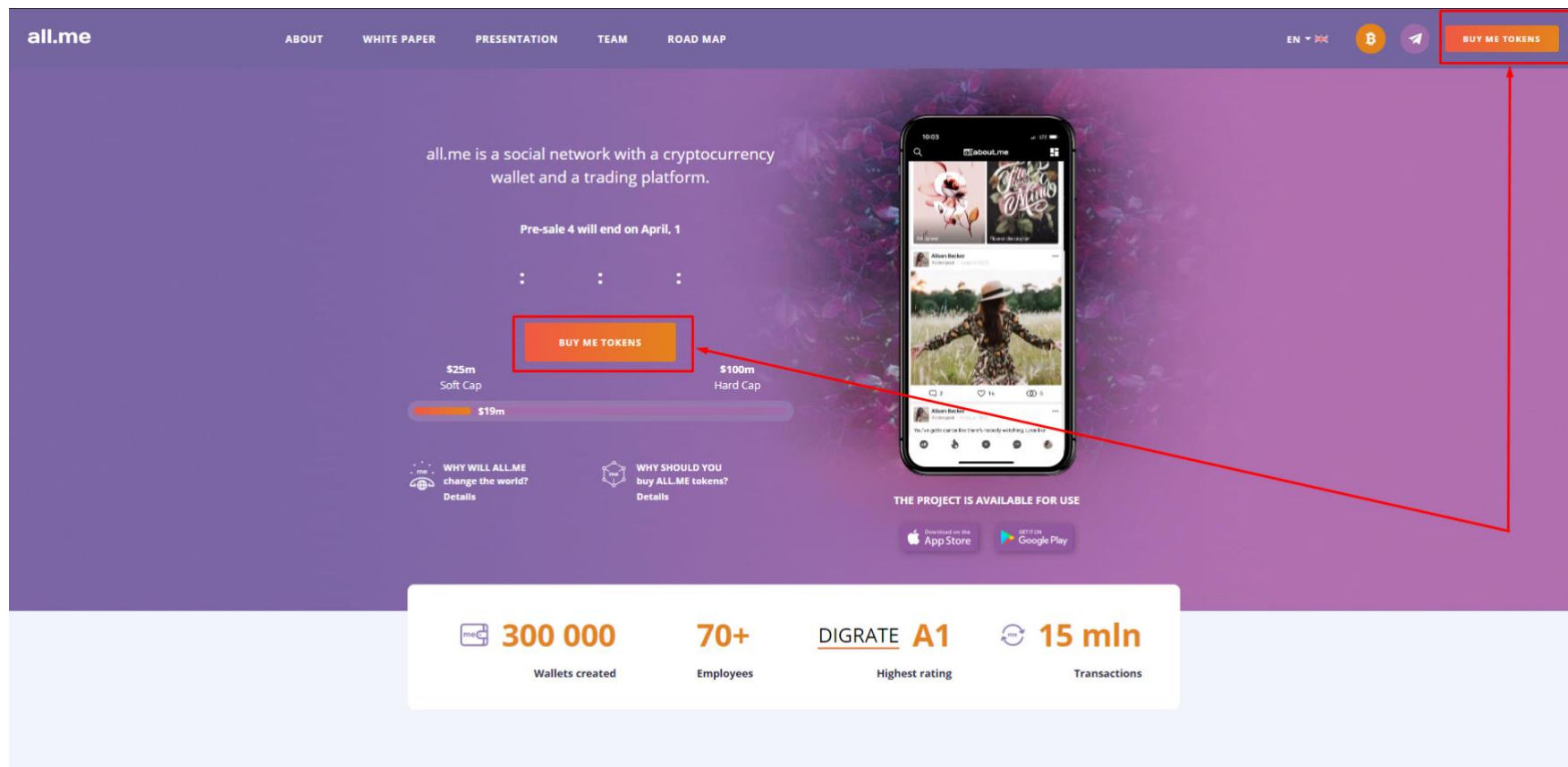


Introduction

Hello! You decided to participate in ICO, but faced some difficulties? Read this instruction on how to buy tokens! Click the “Buy ME tokens” on the main page of the all.me site.



Sign up

The registration form will open. Before proceeding to the next step, read the provided documents, check the box, enter an email address and press the “Submit” button.

Sign up

james0554@yahoo.com

You accept the conditions and confirm that:

Submit

Already have an account? [Sign in](#)

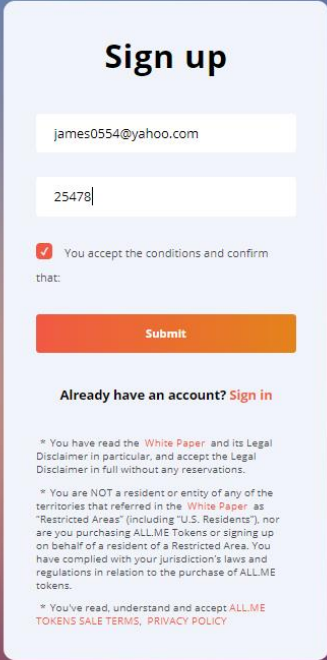
* You have read the [White Paper](#) and its Legal Disclaimer in particular, and accept the Legal Disclaimer in full without any reservations.

* You are NOT a resident or entity of any of the territories that referred in the [White Paper](#) as "Restricted Areas" (including "U.S. Residents"), nor are you purchasing ALLME Tokens or signing up on behalf of a resident of a Restricted Area. You have complied with your jurisdiction's laws and regulations in relation to the purchase of ALLME tokens.

* You've read, understand and accept [ALLME TOKENS SALE TERMS](#), [PRIVACY POLICY](#)

Sign up confirmation

The email with the confirmation code will be sent to your email address. The code is valid only within 5 minutes. Copy and paste it to the corresponding field and click the “Submit” button.



The image shows a sign-up confirmation form on a blue gradient background. The form is white and contains the following elements:

- Sign up** (Section Header)
- Email input field: james0554@yahoo.com
- Confirmation code input field: 25478
- Checkbox: You accept the conditions and confirm that:
- Submit** button (orange)
- Already have an account? [Sign in](#)**
- Footnote 1: * You have read the [White Paper](#), and its Legal Disclaimer in particular, and accept the Legal Disclaimer in full without any reservations.
- Footnote 2: * You are NOT a resident or entity of any of the territories that referred in the [White Paper](#) as "Restricted Areas" (including "U.S. Residents"), nor are you purchasing ALL.ME Tokens or signing up on behalf of a resident of a Restricted Area. You have complied with your jurisdiction's laws and regulations in relation to the purchase of ALL.ME tokens.
- Footnote 3: * You've read, understand and accept [ALL.ME TOKENS SALE TERMS](#), [PRIVACY POLICY](#)

ME tokens purchase

Once you entered the personal account you can proceed to the tokens purchase!

Once your wallet is registered¹ and recharged², you may proceed to the token purchase.

Choose the purchase currency.


Choose the currency that you want to use for Me tokens purchase and you'll see the address that you need to make a transfer to.

We strongly urge you not invest your assets directly from cryptocurrency exchange wallets (KRAKEN, POLONIEX, COINBASE etc.)

The balance in your personal account will be updated after the transaction is approved.

Buy

1. Select a currency to purchase tokens




2. Copy wallet number to purchase tokens



When you buy your tokens with ETH they won't be transferred to your personal account, but to the Ethereum wallet, that you used to perform a transaction.

We strongly urge you not invest your assets directly from cryptocurrency exchange wallets (KRAKEN, POLONIEX, COINBASE etc.)

To view your tokens, you'll need to possess a private key for the wallet that has been used for the transaction. The assets will be transferred to your Ethereum wallet immediately.

 Read the instruction to learn more about purchasing ME tokens:
user manual CROWDSALE

¹ Read files "Creating a user account at blockchain.info"/"Creating a user account at myetherwallet.com"

² Read file "Wallet recharge from Visa/MasterCard"